

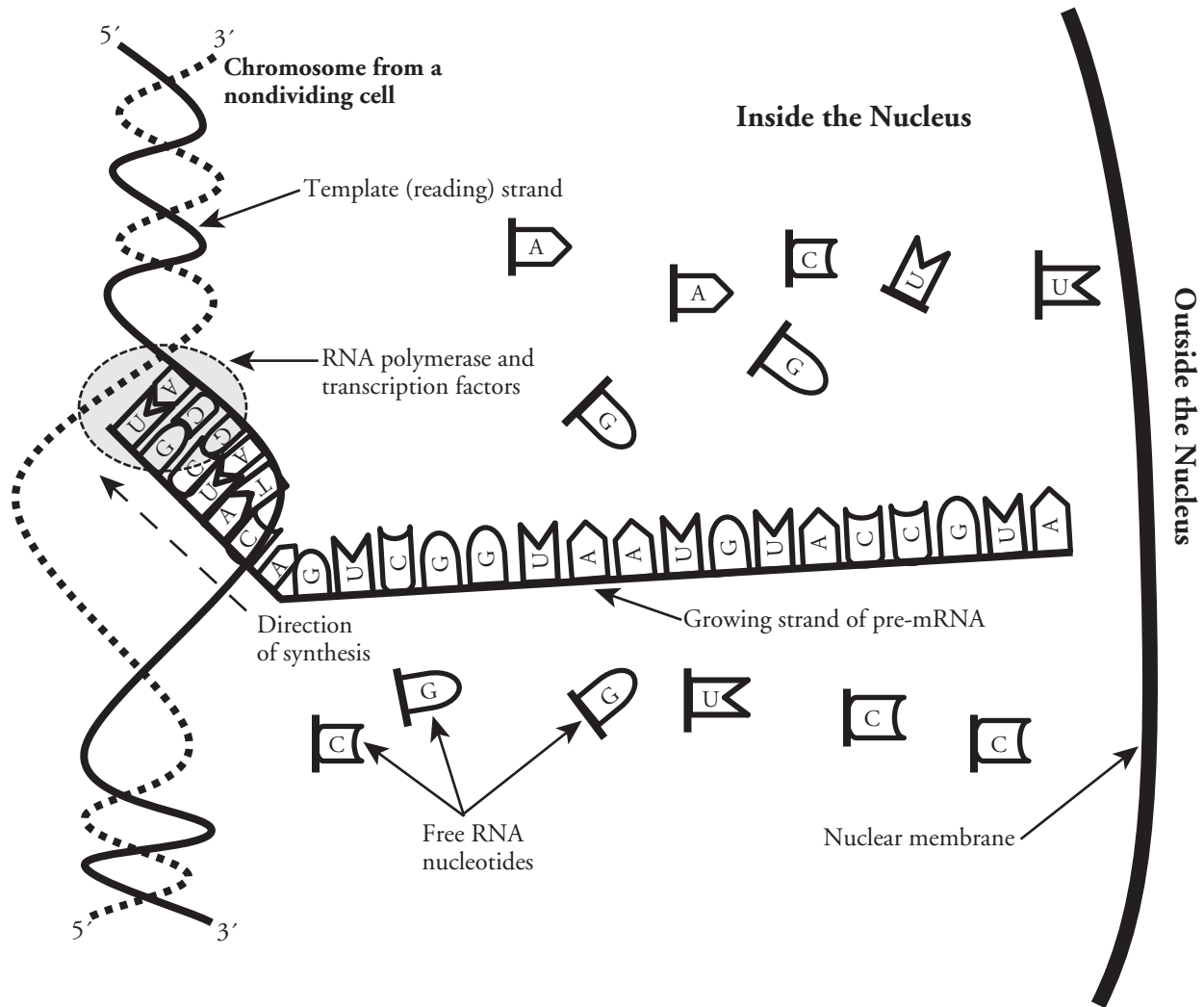
Gene Expression—Transcription

How is mRNA synthesized and what message does it carry?

Why?

DNA is often referred to as a genetic blueprint. In the same way that blueprints contain the instructions for construction of a building, the DNA found inside the nuclei of cells contains the instructions for assembling a living organism. The DNA blueprint carries its instructions in the form of genes. In most cases the genes direct the production of a polypeptide, from which other more complex proteins, such as enzymes or hormones, may be constructed. These polypeptides and other molecules run the organism's metabolism and, in multicellular organisms, dictate what each cell's job is. So, what is the language of these instructions and how are they read and decoded by the cellular organelles? This activity will focus on the decoding of genes in eukaryotes.

Model 1 – Transcription



1. Consider the eukaryotic cell in Model 1.
 - a. Where in the cell is the DNA found?

 - b. Where in the cell does transcription take place?

2. Refer to Model 1.
 - a. What polymer is synthesized during transcription?

 - b. What monomers are used to construct this polymer and where are they found?

3. According to Model 1, what enzyme is required for transcription? (*Hint*: Think about how enzymes are named. What ending is used for enzyme names?)


4. Refer to Model 1.
 - a. What is the base-pair rule for a DNA strand matching an RNA strand?

 - b. Compare this base-pair rule with that of two DNA strands.

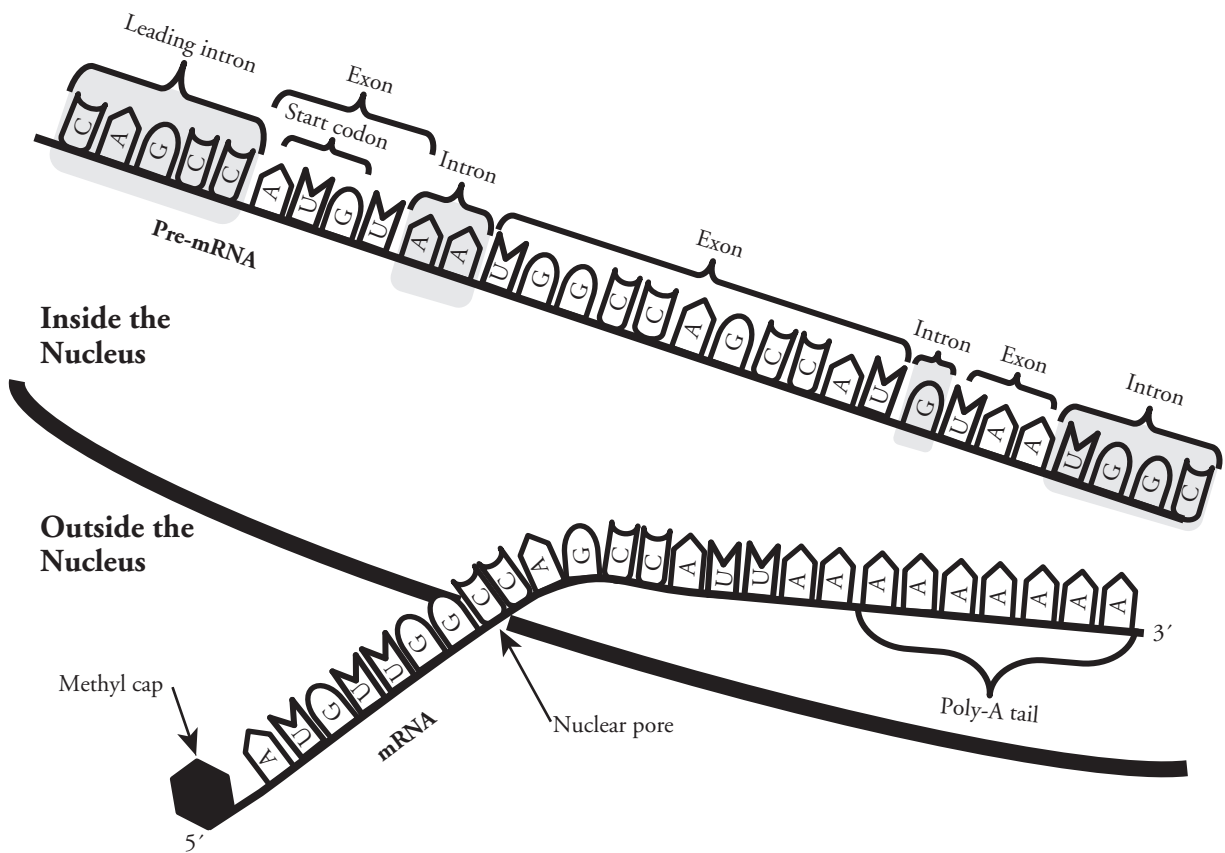
5. Which strand of the DNA contains the “blueprint” for the pre-mRNA?

6. Consider Model 1.
 - a. In which direction is the DNA molecule read?

 - b. The DNA strand and pre-mRNA strand are anti-parallel. With this in mind label the 3' and 5' ends of the pre-mRNA strand in Model 1.
 - c. In which direction is the pre-mRNA molecule constructed?

-  7. Before printing presses were available, books had to be transcribed in order to share the information in them. Consider the definition of transcription and explain why the process in Model 1 is described using that word.

Model 2 – mRNA Processing



12. Compare the pre-mRNA to the mRNA leaving the nucleus in Model 1.
 - a. What has been removed from the pre-mRNA to make it into mRNA?
 - b. What has been added to the mRNA that was not present in the pre-mRNA, and where on the mRNA strand are the additional items located?
13. Identify the structure through which the mRNA leaves the nucleus.
14. The nucleotides on the mRNA will be “read” in the next step to producing a polypeptide. What sequence of bases indicates the starting point for the polypeptide “blueprint”?
15. The “m” in mRNA is short for “messenger.” Why is this molecule called messenger RNA?

Read This!

Introns are sections of pre-mRNA that are noncoding. That is, they don't provide useful information for the production of the polypeptide being synthesized. There is evidence that suggests these introns allow certain sections of DNA to code for different polypeptides when different sections are removed. The removal of specific sections is triggered by a signal response in the cell. The portions of the pre-mRNA that remain are called **exons**. The methyl cap (sometimes called the GTP cap or 5' cap) helps the mRNA molecule move through the nuclear pore and attach to a ribosome, its final destination. mRNA is a short-lived molecule. Once in the cytoplasm the mRNA will be subject to **exonucleases** that immediately start removing individual nucleotides from the 3' end of a nucleic acid. The individual mRNA nucleotides will then be free to be used again during the process of transcription.

16. The human genome contains about 25,000 genes and yet produces about 100,000 different polypeptides. Propose an explanation of how this is possible.
17. Using the information in the *Read This!* box, develop a hypothesis to explain the advantage of the poly-A tail added to the 3' end of the mRNA.



18. Different mRNA molecules can have poly-A tails of different lengths. Considering the purpose of adding the poly-A tail (from the previous question), why are some tails longer than others? Justify your answer using complete sentences.
19. Summarize the steps of transcription.

Extension Questions

20. What type of biological molecule is an exonuclease?
21. Free nucleotides must be available in a cell's nucleus to produce mRNA strands. Where do these free nucleotides come from?
22. Even though bacterial cells do not contain a nucleus, transcription occurs in a similar way to eukaryotic cells. How might biologists use transcription mechanisms to support the theory of evolution?